



QUARTINO

GAME RULES

INTRODUCTION

- Each player randomly draws four color combination cards (QUARTINO cards).
- Players take turns placing stones on the game board.
- Whoever completes all color combinations of their QUARTINO cards on the board, thus clearing their hand, is the winner.

CONTENT



- I** 1 game board
 - contains **9** playing spaces
- II** **28** stones
 - **7** of each color
- III** **4** card holders
- IV** **24** QUARTINO cards
 - each with a unique combination of **4** colours

SETUP, GAMEPLAY, AND THE GOAL OF THE GAME

Place the game board on the center of the table between all players. Place all stones next to the board.

- Each player takes 4 QUARTINO cards at random and places them in their card holder so that only he/she can see them. Return remaining cards to the box, they are not needed for this game.
- Randomly select the starting player.
- Players take turns clockwise.
- The game ends as soon as one player discards his/her last QUARTINO card. That player is the winner.

ON A PLAYER'S TURN

Each turn is divided into separate phases, which proceed in fixed order:

- Color and Column rule
- Placing of stones
- QUARTINO

In a standard turn, a player places a stone and checks whether they completed one of their QUARTINO cards. Color and Column rules are used only later in the game.

PLACING OF STONES

Take a stone of any color from the common pool and place it on any space on the board. Stones may be placed atop other stones.

- On a standard turn, you place only one stone.
- In case you used the Color rule, place an additional stone.
- In case you used the Column rule, place an additional stone.
- Additional stones due to Color or Column rules are placed only once per turn.

QUARTINO

QUARTINO is completed, if there are four top stones on the board in a combination which corresponds to one of your QUARTINO cards.

If QUARTINO was completed:

- Say 'QUARTINO' aloud and place the corresponding card in front of you. Let other players check if the card matches the pattern on the board. If you've made a mistake (which sometimes happens even to experienced players), return the card to your card holder. QUARTINO was not created and your turn ends.
- Remove the 4 top stones corresponding to the QUARTINO card from the board and place them back to the supply next to the board.
- Continue your turn with the Placing of stones and QUARTINO phases. (You always place only one stone in this case.) In this way it is possible, with a little luck, to discard all 4 QUARTINO cards on one turn.

If QUARTINO was not completed, the turn ends and play passes to the next player.

COLOR AND COLUMN RULES

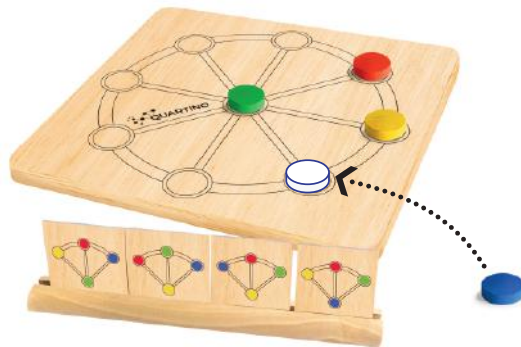
In the beginning of your turn evaluate first the Color rule then the Column rule.

- **COLOR RULE** – If there are 4 or more stones of the same color on the board (all stones, not just top stones) at the start of your turn, you can place an additional stone in the phase of placing stones. It might not be useful every time, so the application of the rule is optional. You trigger it by saying 'Color' aloud.
- **COLUMN RULE** – If there are 4 or more stones of any color on a single space on the board at the start of your turn, remove all the stones in such columns and place them back to the supply. Unlike the Color rule, the Column rule is mandatory. You need to remove the columns and then you place one additional stone during the stone placement phase.

RECAP OF THE NUMBER OF STONES TO BE PLACED

- In a standard turn you place one stone.
- If you apply either the Color rule or the Column rule, you place two stones.
- If you apply both the Color rule and the Column rule, you place three stones.
- If you continue your turn after a QUARTINO has been completed, you only place one stone.

EXAMPLE OF A STANDARD TURN

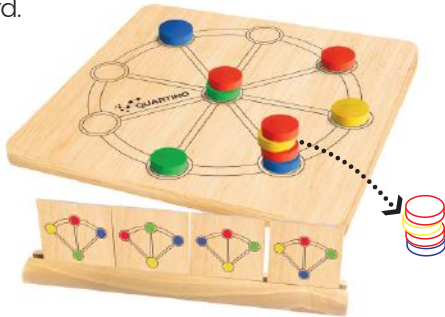


1. No Color or Column rules apply.
2. I place a stone.
3. QUARTINO was not completed.
My turn ends.

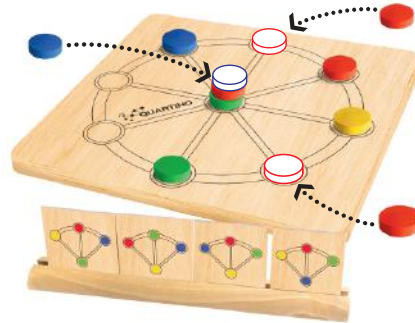


EXAMPLE OF A FULL TURN

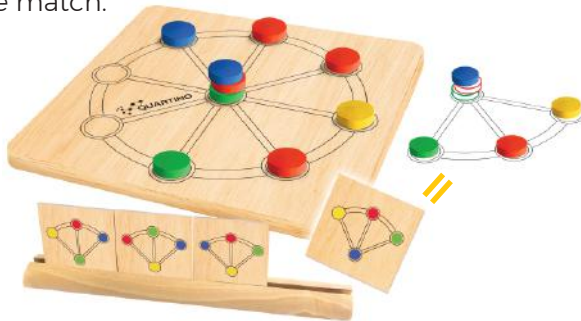
1. There are 4 red stones on the board and also a column with 4 stones on each other. I say „Color“ aloud to trigger the Color rule. After that I clear the column from the game board.



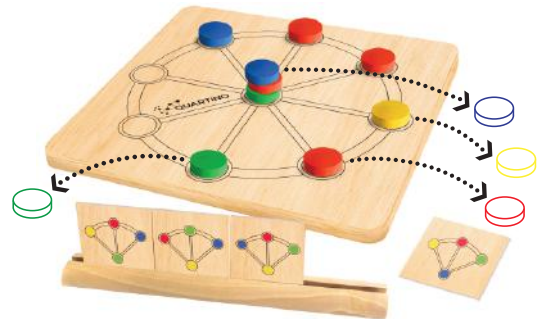
2. I place three stones. One standard, one for the Color rule and one for the Column rule.



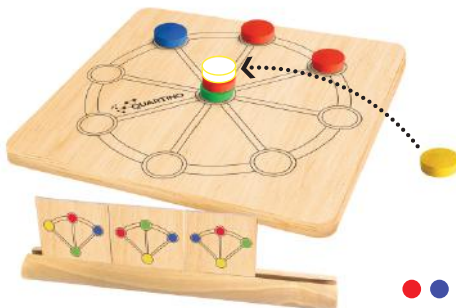
3a. QUARTINO was completed. I reveal the corresponding card and let my opponents to validate the match.



3b. I remove the corresponding stones.



4. I place another stone. No other QUARTINO was completed. My turn ends.



For other variants of QUARTINO, strategic tips as well as other information visit www.quartino.cz
© Loris Games, s.r.o., 2018 Author of the game: Petr Doubek



4